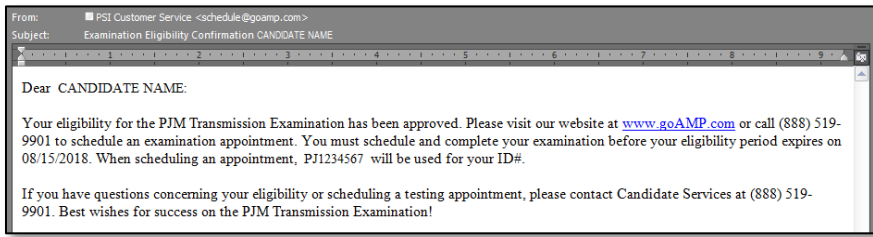
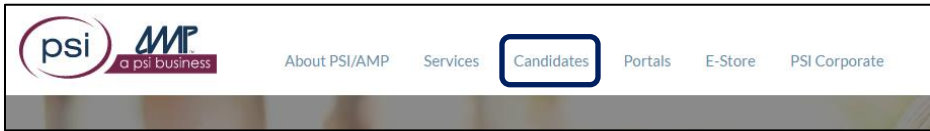


Scheduling a PJM Certification Exam

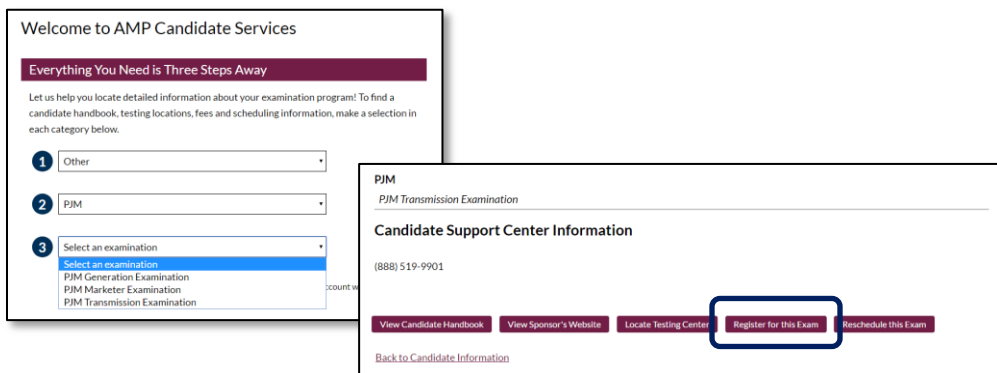
After submitting your application to PJM, you'll receive an email from **PSI Customer Service** with information about how to schedule your exam. Please allow up to a week to receive this notification.



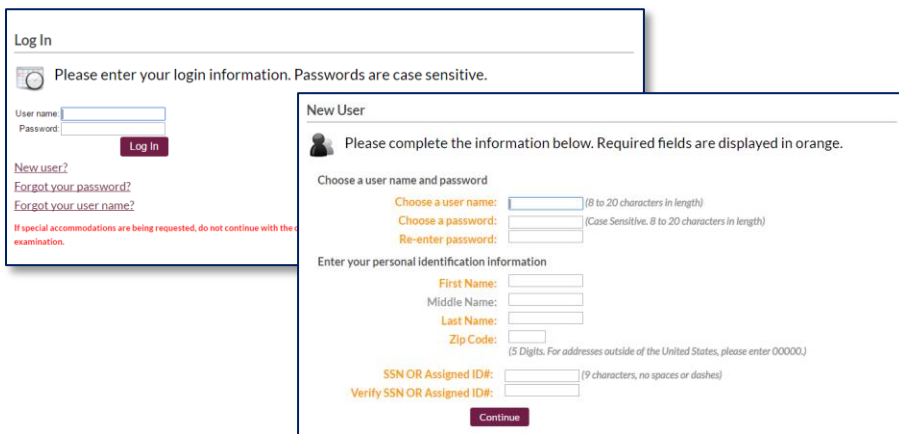
1. Visit the website to schedule your exam, or call the number provided in the email
2. Select **Candidates**



3. Select the applicable exam from the drop down menu. You will be automatically redirected to the exam page.
4. Select **Register for this Exam**



5. If you have an existing PSI account, sign in. Otherwise, select **New user?**
 6. Complete the steps to create your account.
- Note:** Your Assigned ID# is provided in the scheduling email.



7. Search for your desired testing location
8. Select an available testing appointment from the calendar provided

