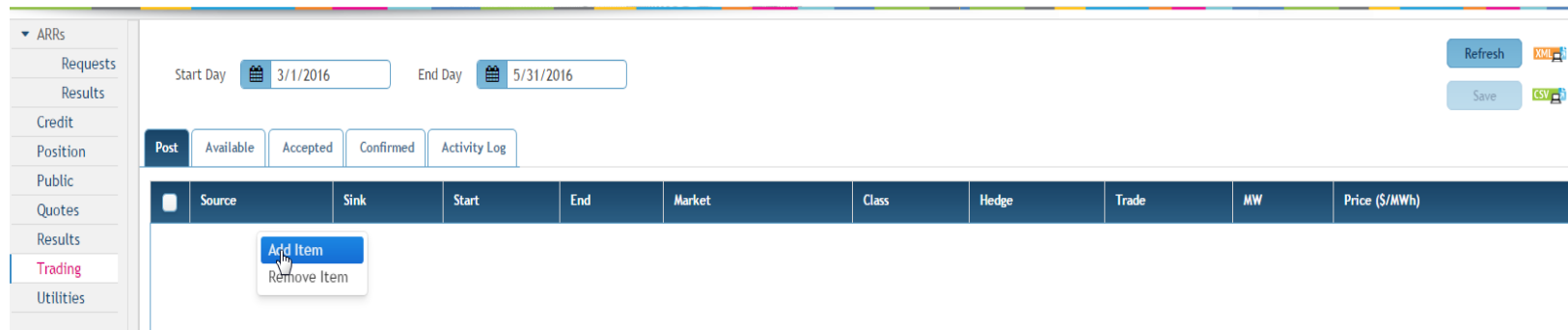


Copy/Paste or Entering Data in FTR Center Tutorial

All screens in FTR Center use the same Right Click menu to enter and update data. The following instructions use Trading as an example, but is applicable to entering Trading, Quotes data.

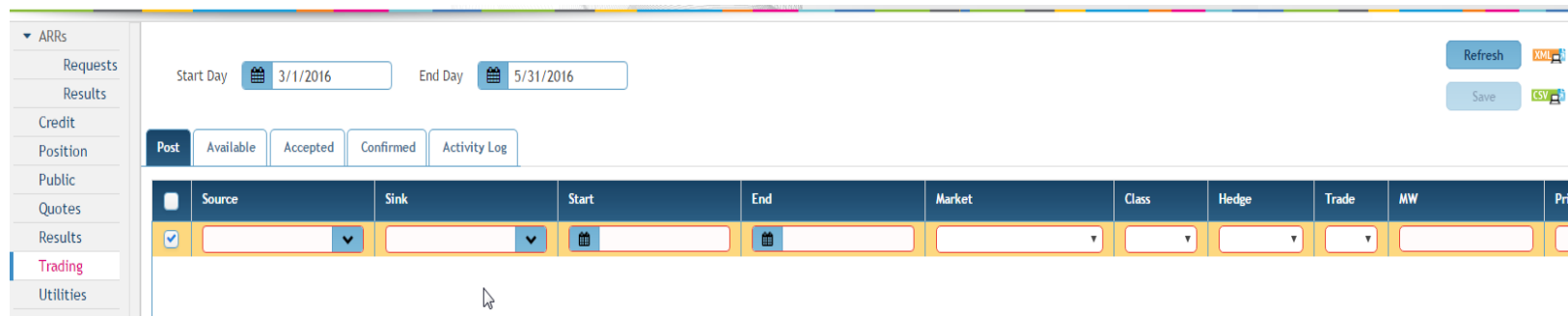
Entering New Data

1. To enter new data in FTR Center, Right click on the screen a row will appear to edit.
2. Menu will appear with the following options:



The screenshot shows the FTR Center interface. On the left is a sidebar with a menu: ARR's, Requests, Results, Credit, Position, Public, Quotes, Results, Trading (highlighted), and Utilities. The main area has a header with 'Start Day' (3/1/2016) and 'End Day' (5/31/2016), and buttons for 'Refresh' and 'Save'. Below the header are tabs: Post, Available, Accepted, Confirmed, and Activity Log. A table with columns: Source, Sink, Start, End, Market, Class, Hedge, Trade, MW, Price (\$/MWh) is displayed. A right-click context menu is open over the first row, showing 'Add Item' and 'Remove Item' options.

3. Screen is ready to edit



The screenshot shows the FTR Center interface in edit mode. The table row from the previous screenshot is now highlighted with a yellow border. The 'Source' and 'Sink' columns contain dropdown menus with a downward arrow. The 'Start' and 'End' columns contain date pickers with a calendar icon. The 'Market', 'Class', 'Hedge', 'Trade', and 'MW' columns contain dropdown menus. The 'Price (\$/MWh)' column contains a text input field. A mouse cursor is visible over the table area.

4. After edit the row looks like below.

The screenshot shows a web application interface. On the left is a sidebar with a menu containing: ARR's, Requests, Results, Credit, Position, Public, Quotes, Results, Trading (highlighted in pink), and Utilities. The main content area has a header with 'Start Day' set to 3/1/2016 and 'End Day' set to 5/31/2016. There are 'Refresh' and 'Save' buttons in the top right. Below the header are tabs for 'Post', 'Available', 'Accepted', 'Confirmed', and 'Activity Log'. The main part of the interface is a table with the following columns: Source, Sink, Start, End, Market, Class, Hedge, Trade, MW, and Price (\$/MWh). The table contains three rows of data, all with 'CHESTER422 KV G6' as the source and 'DOM_RESID_AGG' as the sink. The market is '15/16 Annual Auction (1) All', the class is '24H', and the hedge is 'Obligation'. The trade is 'Sell'. The MW values are 55.9, 15.9, and 55.95. The corresponding prices are 55.55, 5.99, and 55.55.

	Source	Sink	Start	End	Market	Class	Hedge	Trade	MW	Price (\$/MWh)
<input type="checkbox"/>	CHESTER422 KV G6	DOM_RESID_AGG	3/1/2016	5/31/2016	15/16 Annual Auction (1) All	24H	Obligation	Sell	55.9	55.55
<input type="checkbox"/>	CHESTER422 KV G6	DOM_RESID_AGG	3/1/2016	5/31/2016	15/16 Annual Auction (1) All	24H	Obligation	Sell	15.9	5.99
<input type="checkbox"/>	CHESTER422 KV G6	DOM_RESID_AGG	3/1/2016	5/31/2016	15/16 Annual Auction (1) All	24H	Obligation	Sell	55.95	55.55

3. Right click again Paste item

Start Day: 3/1/2016 End Day: 5/31/2016

Buttons: Refresh, Save

Post Available Accepted Confirmed Activity Log

	Source	Sink	Start	End	Market	Class	Hedge	Trade	MW	Price (\$/MWh)
<input type="checkbox"/>	CHESTER422 KV G6	DOM_RESID_AGG	3/1/2016	5/31/2016	15/16 Annual Auction (1) All	24H	Obligation	Sell	55.9	55.55
<input checked="" type="checkbox"/>	CHESTER422 KV G6	DOM_RESID_AGG	3/1/2016	5/31/2016	15/16 Annual Auction (1)	24H	Obligation	Sell	15.9	5.99
<input type="checkbox"/>	CHESTER422 KV G6	DOM_RESID_AGG	3/1/2016	5/31/2016	15/16 Annual Auction (1) All	24H	Obligation	Sell	55.95	55.55
<input checked="" type="checkbox"/>	CHESTER422 KV G6	DOM_RESID_AGG	3/1/2016	5/31/2016	15/16 Annual Auction (1)	24H	Obligation	Sell	15.9	5.99

Source must not be null.

4. After paste Item and change the values save and refresh screen looks below

Start Day: 3/1/2016 End Day: 5/31/2016

Buttons: Refresh, Save

Post Available Accepted Confirmed Activity Log

	Source	Sink	Start	End	Market	Class	Hedge	Trade	MW	Price (\$/MWh)
<input type="checkbox"/>	CHESTER422 KV G6	DOM_RESID_AGG	3/1/2016	5/31/2016	15/16 Annual Auction (1) All	24H	Obligation	Sell	55.9	55.55
<input type="checkbox"/>	CHESTER422 KV G6	DOM_RESID_AGG	3/1/2016	5/31/2016	15/16 Annual Auction (1) All	24H	Obligation	Sell	15.9	5.99
<input type="checkbox"/>	CHESTER422 KV G6	DOM_RESID_AGG	3/1/2016	5/31/2016	15/16 Annual Auction (1) All	24H	Obligation	Sell	1.0	0.99
<input type="checkbox"/>	CHESTER422 KV G6	DOM_RESID_AGG	3/1/2016	5/31/2016	15/16 Annual Auction (1) All	24H	Obligation	Sell	55.95	55.55

To Remove or delete row from the screen

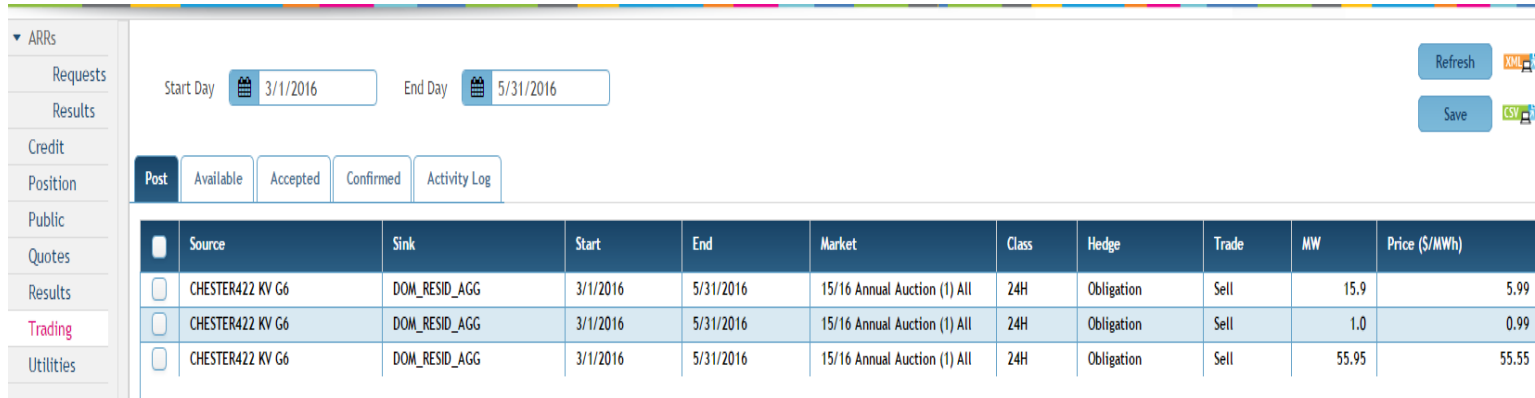
1. Select a row which you want to remove with the right click Remove item



The screenshot shows a web application interface with a table of data. A context menu is open over the first row of the table, with the 'Remove Item' option highlighted. The table has columns for Source, Sink, Start, End, Market, Class, Hedge, Trade, MW, and Price (\$/MWh). The first row is highlighted in yellow.

	Source	Sink	Start	End	Market	Class	Hedge	Trade	MW	Price (\$/MWh)
<input checked="" type="checkbox"/>	CHESTER422 KV G6	DOM_RESID_AGG	3/1/2016	5/31/2016	15/16 Annual Auction (1)	24H	Obligation	Sell	55.9	55.55
<input type="checkbox"/>	CHESTER422 KV G6	OM_RESID_AGG	3/1/2016	5/31/2016	15/16 Annual Auction (1) All	24H	Obligation	Sell	15.9	5.99
<input type="checkbox"/>	CHESTER422 KV G6	OM_RESID_AGG	3/1/2016	5/31/2016	15/16 Annual Auction (1) All	24H	Obligation	Sell	1.0	0.99
<input type="checkbox"/>	CHESTER422 KV G6	OM_RESID_AGG	3/1/2016	5/31/2016	15/16 Annual Auction (1) All	24H	Obligation	Sell	55.95	55.55

2. Then save and refresh it.



The screenshot shows the same web application interface after saving and refreshing. The table now shows three rows, and the first row is no longer highlighted. The 'Remove Item' option has been removed from the context menu.

	Source	Sink	Start	End	Market	Class	Hedge	Trade	MW	Price (\$/MWh)
<input type="checkbox"/>	CHESTER422 KV G6	DOM_RESID_AGG	3/1/2016	5/31/2016	15/16 Annual Auction (1) All	24H	Obligation	Sell	15.9	5.99
<input type="checkbox"/>	CHESTER422 KV G6	DOM_RESID_AGG	3/1/2016	5/31/2016	15/16 Annual Auction (1) All	24H	Obligation	Sell	1.0	0.99
<input type="checkbox"/>	CHESTER422 KV G6	DOM_RESID_AGG	3/1/2016	5/31/2016	15/16 Annual Auction (1) All	24H	Obligation	Sell	55.95	55.55