



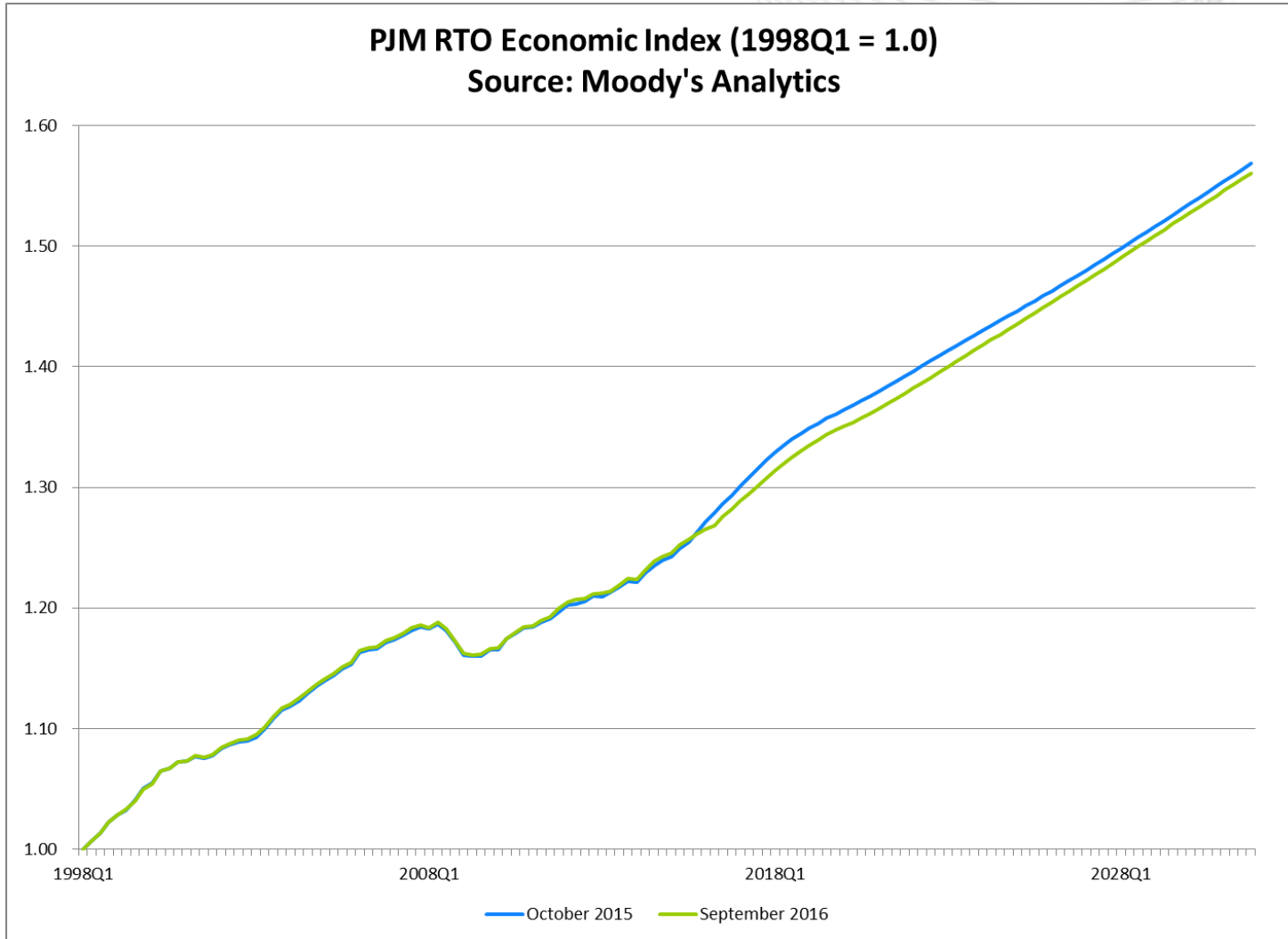
Load Forecast Assumptions Review

Load Analysis Subcommittee
October 19, 2016

- Estimation Period: January 1998 through August 2016
- Weather Simulation: 1995 to 2015 (273 Scenarios)
- Economics: September 2016 vintage from Moody's Analytics
- Equipment Indices: Based on Itron's 2016 release (with CPP)
 - Reflect the EIA's 2016 Annual Energy Outlook
- PJM Solar Addbacks & IHS Solar Forecast (zonal & peak allocation by PJM)
- Forecast Adjustments
 - Dominion: Revised adjustment related to data center growth



PRELIMINARY PJM RTO Forecast - Economics



2020 Comparison

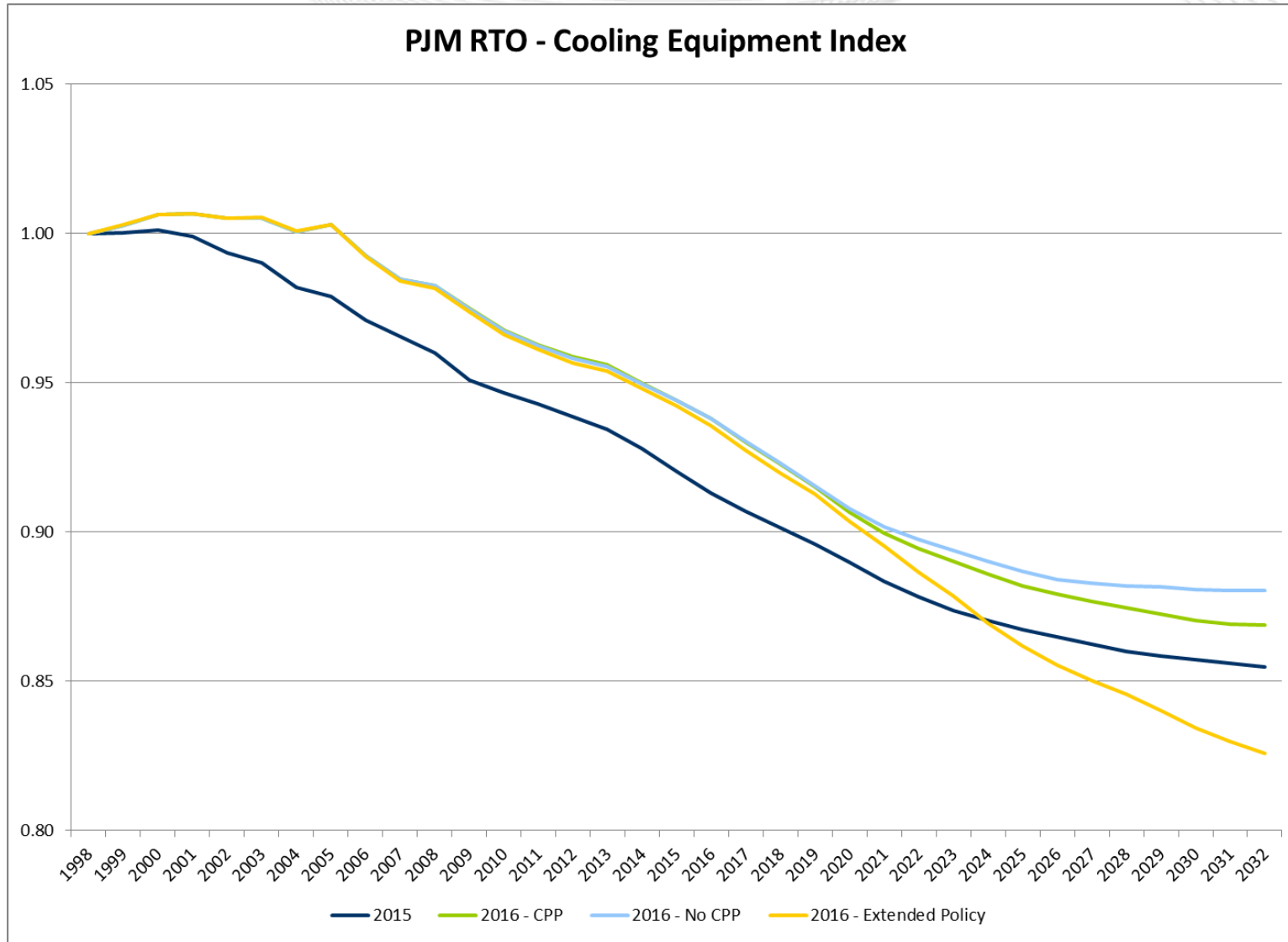
October 2015 to September 2016
= Down 1%

2022 Comparison

October 2015 to September 2016
= Down 1%



PRELIMINARY PJM RTO Forecast – Cooling Equipment Index



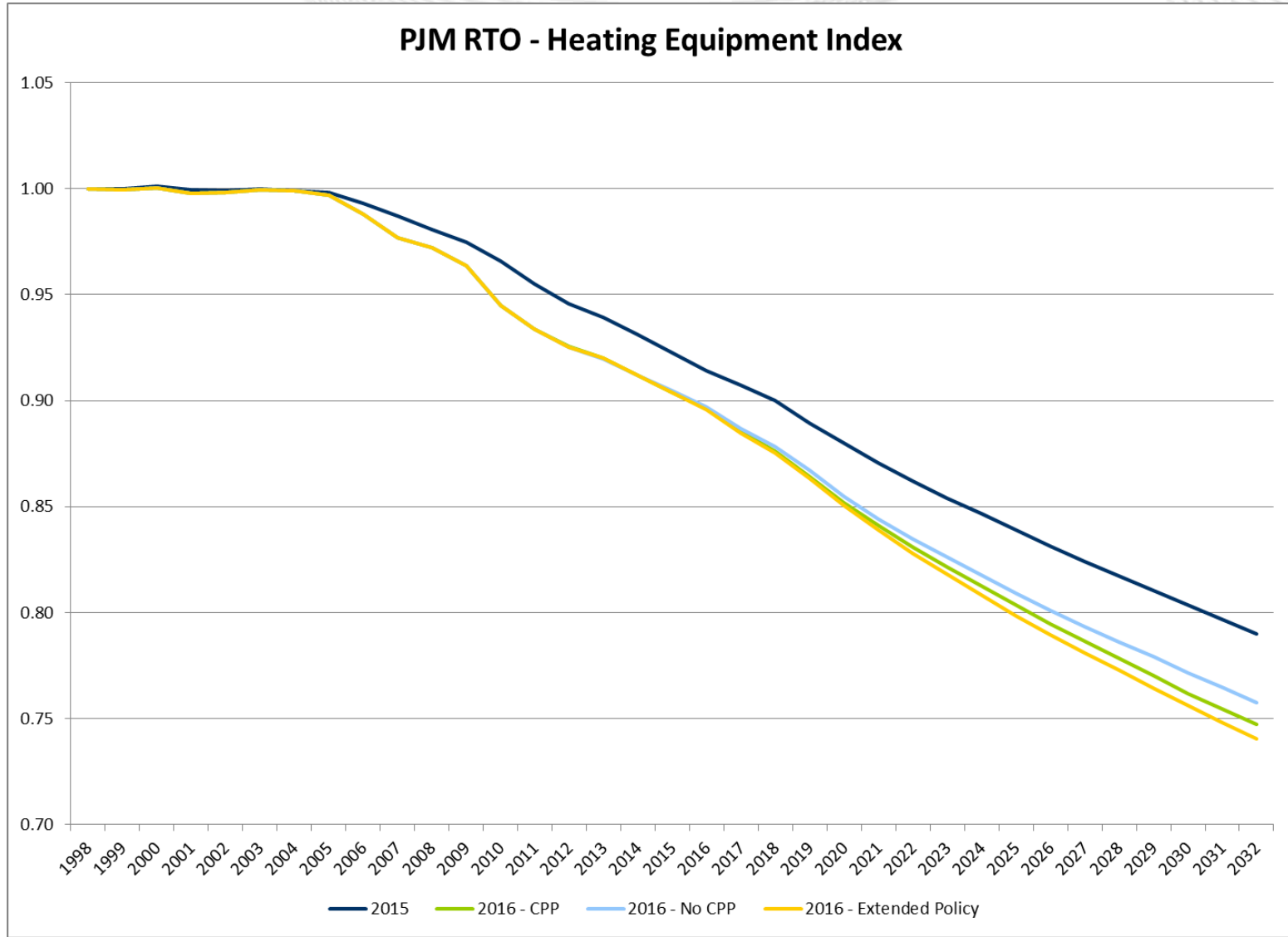


PRELIMINARY PJM RTO Forecast – Cooling Equipment Index

	2015	2016 - CPP	2016 - No CPP	2016 - Extended Policy
5 YR Growth Rate	-0.6%	-0.8%	-0.7%	-0.9%
10 YR Growth Rate	-0.5%	-0.6%	-0.5%	-0.9%
15 YR Growth Rate	-0.4%	-0.5%	-0.4%	-0.8%



PRELIMINARY PJM RTO Forecast – Heating Equipment Index



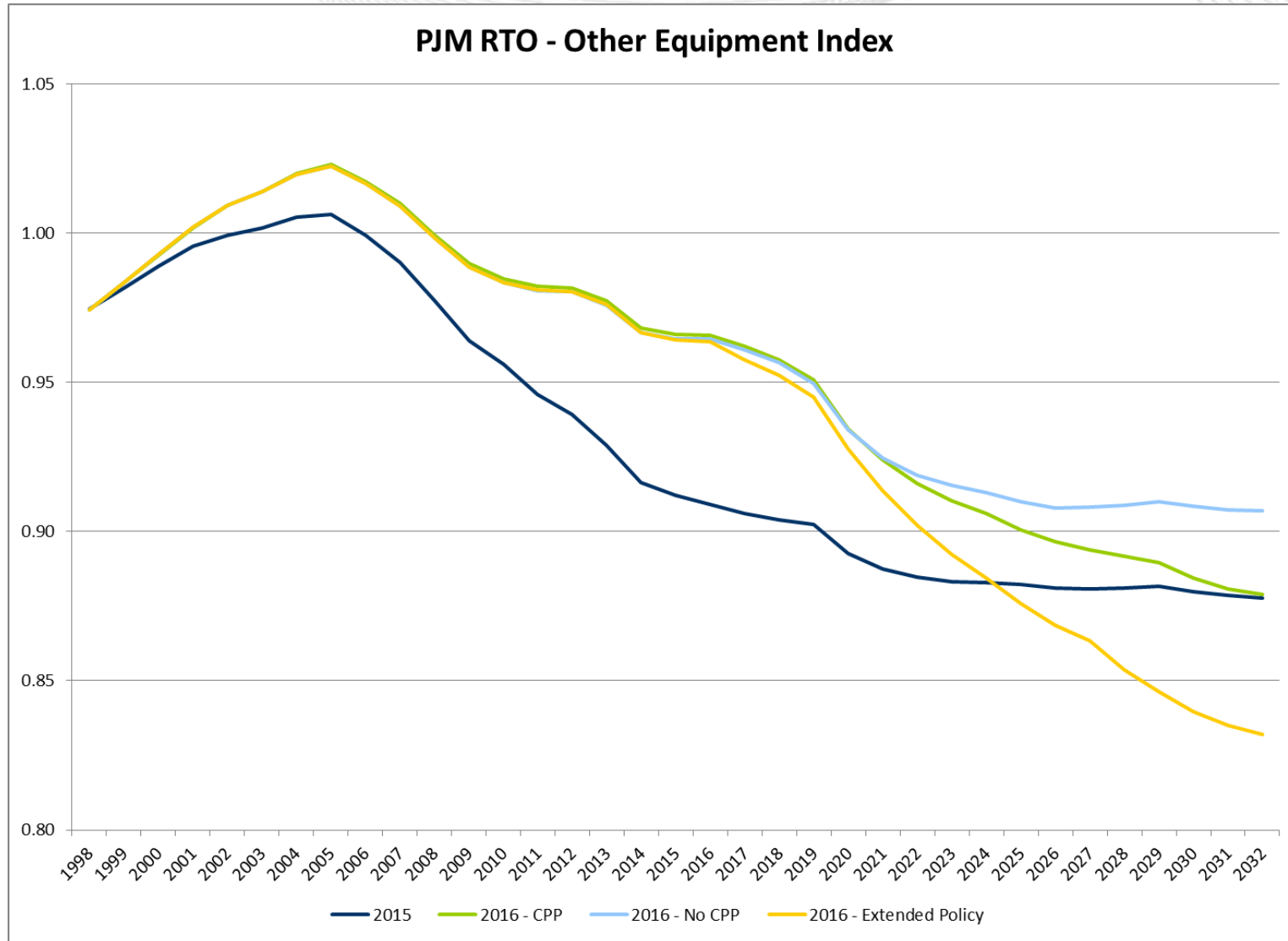


PRELIMINARY PJM RTO Forecast – Heating Equipment Index

	2015	2016 - CPP	2016 - No CPP	2016 - Extended Policy
5 YR Growth Rate	-1.0%	-1.3%	-1.2%	-1.3%
10 YR Growth Rate	-1.0%	-1.2%	-1.1%	-1.2%
15 YR Growth Rate	-0.9%	-1.1%	-1.0%	-1.2%



PRELIMINARY PJM RTO Forecast – Other Equipment Index



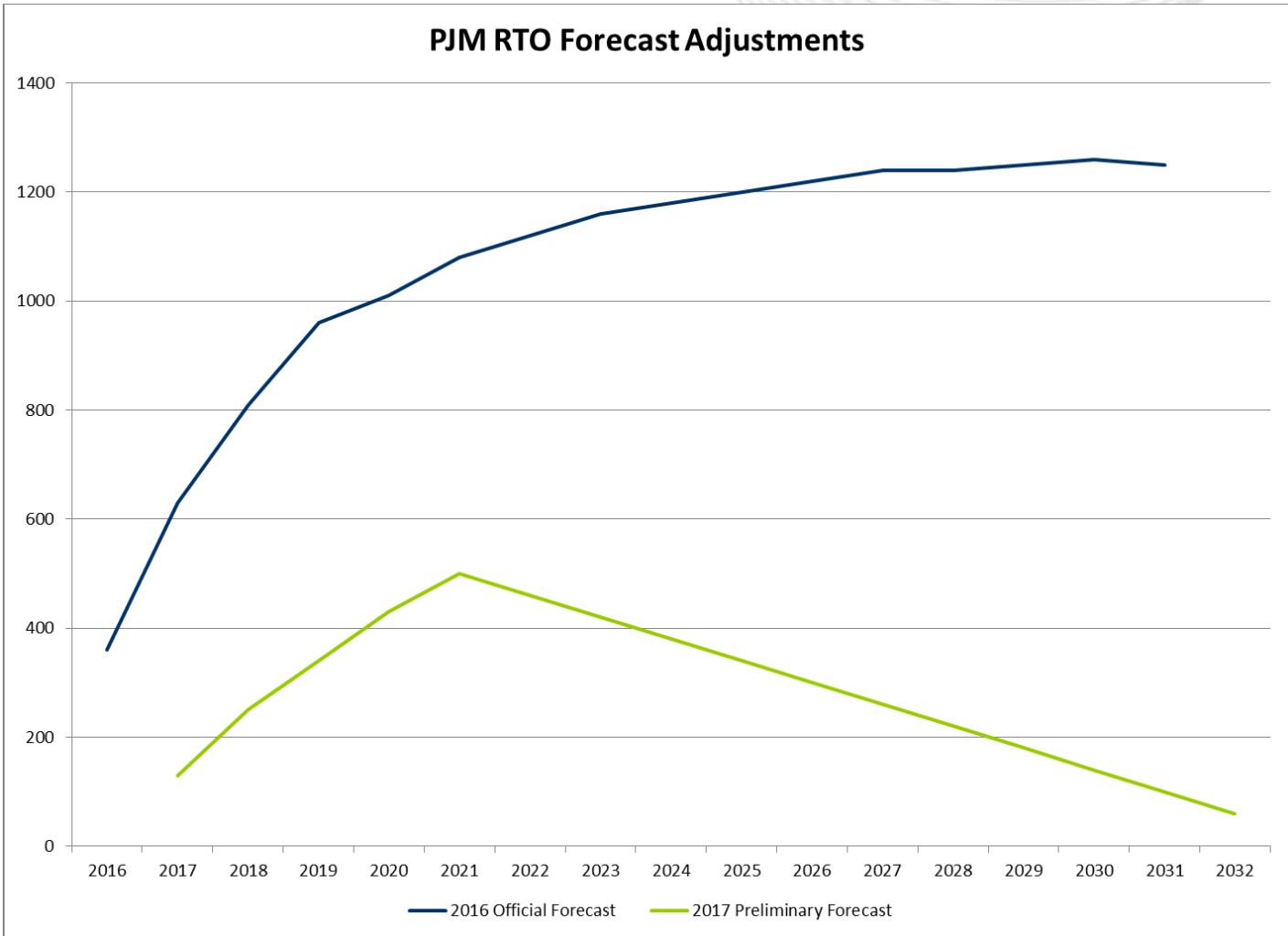


PRELIMINARY PJM RTO Forecast – Other Equipment Index

	2015	2016 - CPP	2016 - No CPP	2016 - Extended Policy
5 YR Growth Rate	-0.5%	-1.0%	-0.9%	-1.2%
10 YR Growth Rate	-0.3%	-0.7%	-0.6%	-1.0%
15 YR Growth Rate	-0.2%	-0.6%	-0.4%	-0.9%



PRELIMINARY PJM RTO Forecast – Forecast Adjustments



Forecast Adjustments in 2020

2016 Official Forecast

Total = 1,010
Dominion = 730
APS = 280

2017 Preliminary Forecast

Total = 430
Dominion = 430

**Additional information located with meeting materials*

- Review 2017 Preliminary Forecast with Load Analysis Subcommittee (November 18, 2016)
- Review with Planning Committee (December 15, 2016)
- Publish final report in late December
 - Unrestricted Loads Spreadsheet
 - Statistical Appendix
 - Economic Variable and Equipment Index Data
 - Moody's Analytics Economics Report