




PJM.com Roadmap

As of May 14, 2024

- Planning section updates

Product - Action Required	Deadline	Who May Be Affected
Planning Section updates – No action required	May 15, 2024	Anyone visiting the Planning section
Planning Reforms – No action required	May 20, 2024	Anyone visiting the Planning section
Secure Area Expiration – click the <i>Renew Now</i> link on the secure page	December 2024	Anyone with access to secure areas on pjm.com
PJM.com Slowness - Report any slowness to PJM	Ongoing through December 2024	Anyone visiting PJM.com



2024											
	Jan	Feb	Mar	Apr	May	Jun	Jul	Aug	Sep	Nov	Dec
Planning Section Updates			Production	◆	◆	Production					
Planning Reforms					◆	Production					
Secure Area Expiration										Production	◆
Slowness (Ongoing through 2024)										Production	◆

Legend

- Start Date
- ◆ End Date

- Cost allocation for regional facility projects and the multi-driver project may be driven by multiple factors: Economic, Reliability and Public Policy.
- The Upgrade ID column can be filtered by project ID or description.
- The Cost Allocation split percentages may include Non-Load Ratio Shares and Load Ratio Shares.

Cost allocation may be driven by multiple factors: Economic, Reliability and Public Policy.

Filters

Upgrade Types (All) | Region (All) | Project Years | Immediate Need Only | Clear

Showing results 1 - 8 of 8

100

Upgrade ID	Voltage (kV)	Transmission Owner	State	Status	Cost (millions)	Cost Alloc (%)	Required Date	Projected In-Service	Actual In-Service	PJM Board Approval
b3775.1 Outside of the Green Acres substation, swap the NIPSCO Green Acre Tap towers from the St...	All	All	All	All	1.98	Economic: 52.75 Reliability: 43.25 Public Policy: 4 More +		12.1.2026		2.15.2023
b3775.2 Reconductor NEET's section of Crete(IN/IL border)-St. John 345 kV line (6.95 miles).	All	All	All		1.99	Economic: 52.75 Reliability: 40 Public Policy: 7.25 More +		12.1.2026	5.9.2023	2.15.2023

The cost allocation for certain projects may be split between Non-Load Ratio Share and Load Ratio Share.

Project Description	Year	Category	Sub-Category	Region	Value	Allocation	Start Date	End Date	
69 kV line	69	PPL	PPL	PA					
b0230 Cost Allocation Details The Cost Allocation split percentages are as follows:									
Non-Load-Ratio-Share									
Economic driver (79.16%):			Reliability driver (15%):			Public policy driver (5.84%):			
APS: 50			PECO: 15			AEC: 2.13			
ComEd: 50						RE: 3.71			
Load-Ratio-Share									
AEC: 1.65			APS: 5.82			AEP: 14.29			
ATSI: 7.49			BGE: 4.01			ComEd: 14.06			
DEOK: 3.21			DL: 1.59			Dominion: 75			
DPL: 2.55			EKPC: 2.35			JCPL: 3.59			
ME: 1.81			OVEC: 0.06			PECO: 5.11			
PENELEC: 1.73			PEPCO: 3.68			PPL: 3.59			
PSEG: 5.99			RE: 0.24						
69 kV line	69	AEC	AEC	NJ	13.2	AEC: 100.00	6.1.2025	6.1.2025	

- Interconnection process reform was approved by FERC in November 2022.
- These reforms provide an efficient and timely process for handling New Service Requests by transitioning from a “first-come, first-served” serial queue approach to a “first-ready, first-served” cycle approach.
- The *Cycle Services Request Status* page will display study results and status of New Service Requests.
- This page is scheduled to go live on May 20.
- Both *Serial Services Request Status* projects and *Cycle Services Request Status* projects will be available on PJM.com.
- Study progress updates are provided at the monthly [Interconnection Process Subcommittee](#) meetings.

Select a project type to view related TC1 projects.

SIS Report tab displays the System Impact Study results for Transition Cycle #1 (TC1) projects.

SIS Report

Cluster Report

Filters

Project Types

Project Types

- Project Types
- Generation Interconnection
- Long-Term Firm Transmission
- Merchant Transmission

Status

All

Transmission Owner

All

State

All

County

All

Clear

Sy

...es other applicable study reports such as facility study, affected system study report or other applicable project specific reports.

Export: [XLS](#) [XML](#)

Use the filter above to select the information you're wanting to view.

Description tab displays general information about each project.

Filters

Project Types:
 Status:
 Transmission:
 State:
 County:

System Impact Study (SIS) reports also includes other applicable study reports such as facility study, affected system study report or other applicable project specific reports.

Export: [XLS](#) [XML](#)

1 - 100 of 307

100

Description
 Phases & Agreements

Project ID	Name	State	Status	TO	MFO	MW Energy	MW Capacity	MW In Service	Fuel
<input type="text"/>	<input type="text"/>								<input type="text" value="All"/>
AE1-070	Elwood 345 kV	IL	Active	ComEd	1610.0	0.0	135.0		
AE1-092	Blue Jacket-Kirby 138 kV	OH	Active	Dayton	229.5	229.5	96.4		
AE1-114	Maryland-Lancaster 138 kV	IL	Active	ComEd	150.0	150.0	34.0		

Clicking the Project ID will display additional project details

Project ID	Name	State	Status	TO	MFO	MW Energy	MW Capacity	MW In Service	Fuel																																																																																					
AE1-070	<div style="border: 1px solid #ccc; padding: 5px;"> <h3 style="margin: 0;">More Information for AE1-070 - Will</h3> <div style="text-align: right; font-size: small;">Last updated: 5.06.2024</div> <table border="1" style="width: 100%; border-collapse: collapse;"> <tr> <td style="width: 33%;">Commercial Operation Milestone</td> <td style="width: 33%;">Submitted Date</td> <td style="width: 33%;">Developer</td> </tr> <tr> <td>12.31.2020</td> <td>7.31.2018</td> <td>Elwood Energy, LLC</td> </tr> </table> <p>Project Status TC1, PHASE 1 - Active</p> <div style="text-align: center;"> <table border="1" style="width: 100%; border-collapse: collapse;"> <tr> <th colspan="12">2024</th> <th colspan="8">2025</th> </tr> <tr> <th>J</th><th>F</th><th>M</th><th>A</th><th>M</th><th>J</th><th>J</th><th>A</th><th>S</th><th>O</th><th>N</th><th>D</th> <th>J</th><th>F</th><th>M</th><th>A</th><th>M</th><th>J</th><th>J</th><th>A</th><th>S</th><th>O</th> </tr> <tr> <td colspan="5" style="background-color: #00a0e3; color: white; text-align: center;">Phase 1</td> <td style="background-color: #00a0e3; color: white; text-align: center;">1</td> <td colspan="5" style="background-color: #e67e22; color: white; text-align: center;">Phase 2</td> <td style="background-color: #e67e22; color: white; text-align: center;">2</td> <td colspan="5" style="background-color: #1a3d4d; color: white; text-align: center;">Phase 3</td> <td style="background-color: #1a3d4d; color: white; text-align: center;">3</td> <td colspan="2" style="border: 1px dashed black;"></td> </tr> <tr> <td colspan="5"></td> <td style="text-align: center;"> <div style="border-top: 1px solid black; width: 50%; margin: 0 auto;"></div> Decision Point </td> <td colspan="5"></td> <td colspan="2"></td> <td colspan="4" style="text-align: center;"> Final Agreement </td> </tr> </table> </div> </div>									Commercial Operation Milestone	Submitted Date	Developer	12.31.2020	7.31.2018	Elwood Energy, LLC	2024												2025								J	F	M	A	M	J	J	A	S	O	N	D	J	F	M	A	M	J	J	A	S	O	Phase 1					1	Phase 2					2	Phase 3					3								<div style="border-top: 1px solid black; width: 50%; margin: 0 auto;"></div> Decision Point								Final Agreement			
Commercial Operation Milestone	Submitted Date	Developer																																																																																												
12.31.2020	7.31.2018	Elwood Energy, LLC																																																																																												
2024												2025																																																																																		
J	F	M	A	M	J	J	A	S	O	N	D	J	F	M	A	M	J	J	A	S	O																																																																									
Phase 1					1	Phase 2					2	Phase 3					3																																																																													
					<div style="border-top: 1px solid black; width: 50%; margin: 0 auto;"></div> Decision Point								Final Agreement																																																																																	
AE1-09																																																																																														
AE1-11																																																																																														
AE1-14																																																																																														
AE1-14																																																																																														
AE1-14																																																																																														
AE1-17																																																																																														
AE2-03																																																																																														
AE2-05																																																																																														
AE2-10																																																																																														
AE2-12																																																																																														
AE2-12																																																																																														
AE2-130	Rockport 765 KV	IN	Active	AEP	800.0	800.0	480.0																																																																																							

Phases & Agreements tab provides the ability to download and monitor status of individual study reports and agreements.

Filters

Project Types: Status: Transmission Owner: State: County:

System Impact Study (SIS) reports also includes other applicable study reports such as facility study, affected system study report or other applicable project specific reports. Export: [XLS](#) [XML](#)

1 - 100 of 307

Description							Phases & Agreements			
Project ID	Name	State	Status	TO	Phases I SIS Report	Phases II SIS Report	Phases III SIS Report	GIA/WMPA	CSA/UCSA	
AE1-070	Elwood 345 kV	IL	Active	ComEd	Download	Not Started	Not Started	Not Started	Not Started	
AE1-092	Blue Jacket-Kirby 138 kV	OH	Active	Dayton	Download	Not Started	Not Started	Not Started	Not Started	

The Cluster tab includes an overall report for this cluster of projects.

SIS Report
Cluster Report

System Impact Study (SIS) reports also includes other applicable study reports such as facility study, affected system study report or other applicable project specific reports.

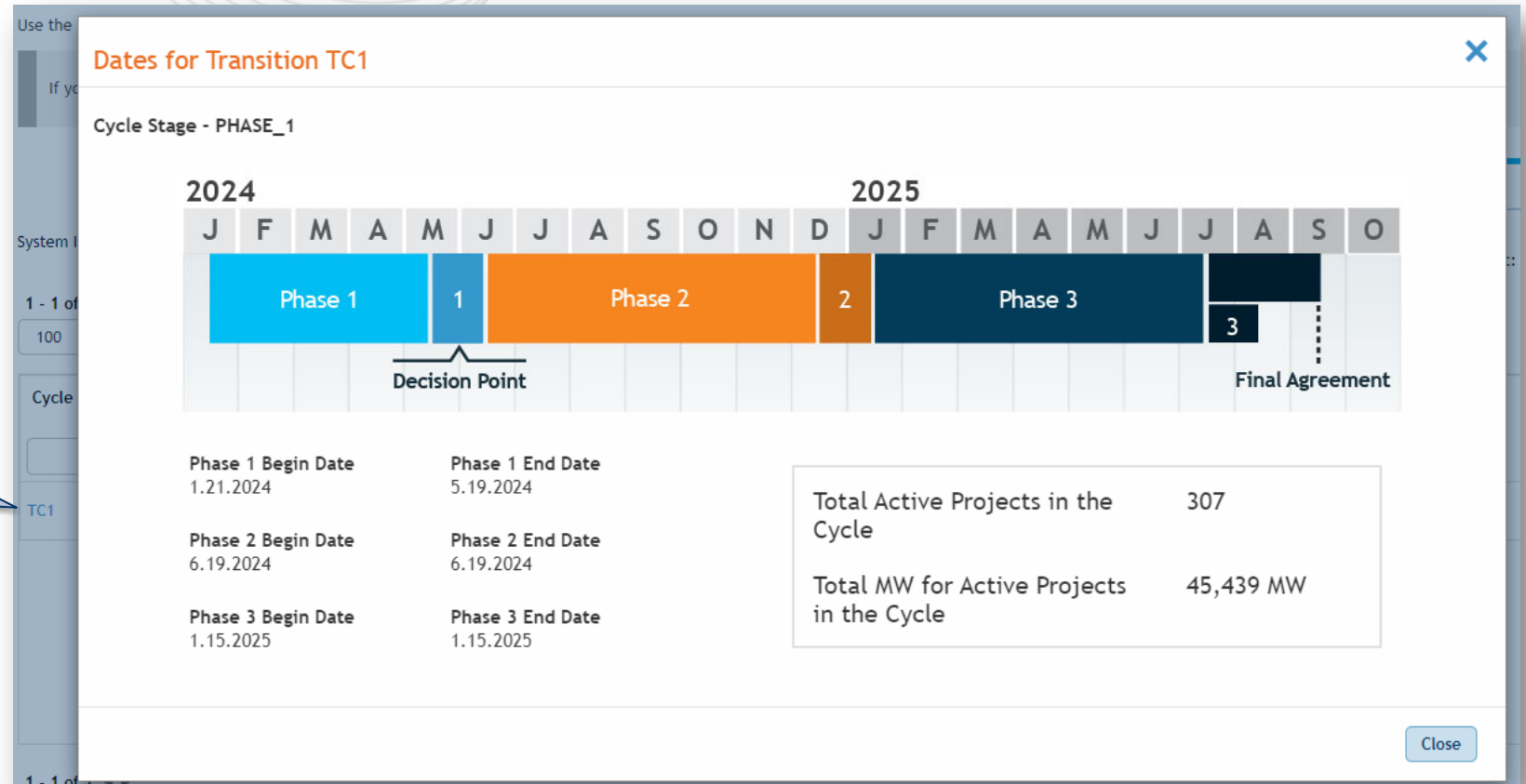
Export: [XLS](#) [XML](#)

1 - 1 of 1 ◀ ▶

100 ▼

Cycle ID	Phase I SIS Cluster Report	Phase II SIS Cluster Report	Phase III SIS Cluster Report
<input type="text"/> TC1	 Download	 Not Started	 Not Started

Clicking the Cycle ID provides additional cycle details.



We are working through multiple factors that may contribute to the website delays, specifically:

- Move Search engine to Cloud - March 2023
- Hardware updates –January 2024
- Network adjustments –February 2024
- Refactor PJM.com home page –April 2024
- Move PJM.com and its sub-sites to Cloud – In progress (July 2024)
- Upgrade software to the latest version – In progress (July 2024)
- Refactor code base – In progress (December 2024)
- Measure performance metrics – Ongoing

PJM.com slowness is a long-term initiative with many variables due to the complexity and size of the website.

Status:

Page loading speeds continue to improve.

Homepage
technology
upgrade:
Completed
on April 10

- Scripts written to scrape data from **PJM charts** on the homepage and Markets and Ops page will no longer function.
- The data source for **the charts on the homepage** of www.pjm.com and **Markets and Ops page** is Data Miner.
- Scripts written to retrieve documents from the website should continue to work.

After the move to Cloud:

Underlying page technology will be gradually upgraded across the website. The organization of the site will remain the same.

Facilitator:

Todd Keech, Todd.Keech@pjm.com

Secretary:

Dave Miscavage, Dave.Miscavage@pjm.com

SME/Presenter:

Anitha Nekkhalapudi, Anitha.Nekkhalapudi@pjm.com

Scraping/Accessing Data:

Kirsten Lusska, Kirsten.Lusska@pjm.com

PJM.com



Member Hotline

(610) 666 – 8980

(866) 400 – 8980

custsvc@pjm.com

**PROTECT THE
POWER GRID
THINK BEFORE
YOU CLICK!**



Be alert to
malicious
phishing emails.

Report suspicious email activity to PJM.
(610) 666-2244 / it_ops_ctr_shift@pjm.com





Product Details

PJM's corporate website, www.pjm.com, is the interface for information and tools used by PJM and its members & stakeholders

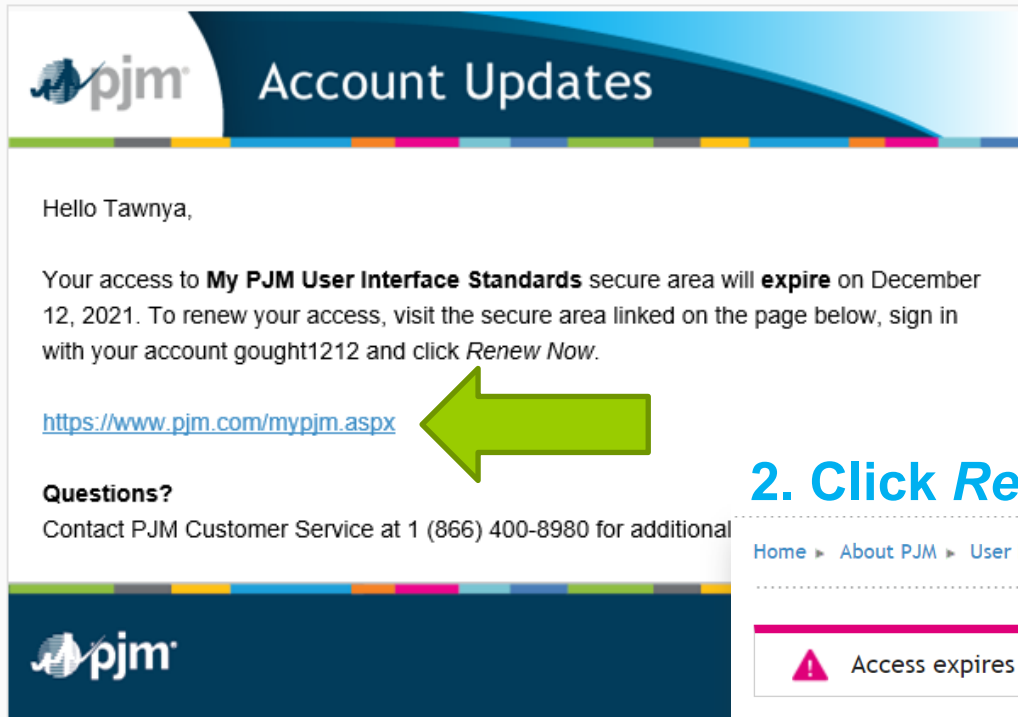
Key Product Features

- Display Content and Data
- Meeting/Event/Training Registration, Secure Content Areas
- Manuals, Filings & Orders, Reports
- Real-Time Dashboards, Maps

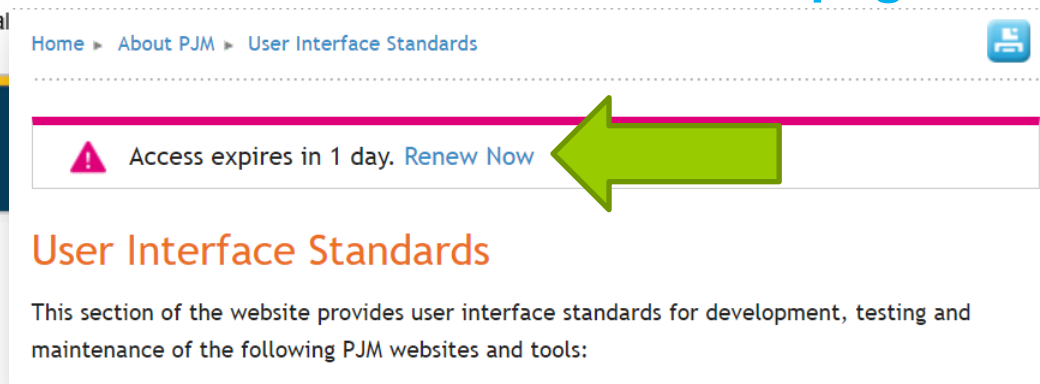
- Access expiration policy for Members:
 - Access will expire in three years
- Access expiration policy for Non-Members and PJM staff:
 - Access granted prior to August 8, 2023, will expire in one year
 - Access granted after August 8, 2023, will expire in two years
- Notification will be sent before access expires

Area	Action Required
PJM.com secure areas requiring access approval, as well as potentially CEII authorization	Use the renew option to keep access

1. Email reminder sent before expiration



2. Click *Renew Now* on secure page



3. Click *Request Access* button

