



Interregional Coordination Update

Mike Handlin

Manager, Interregional Market
Operations

Market Implementation Committee

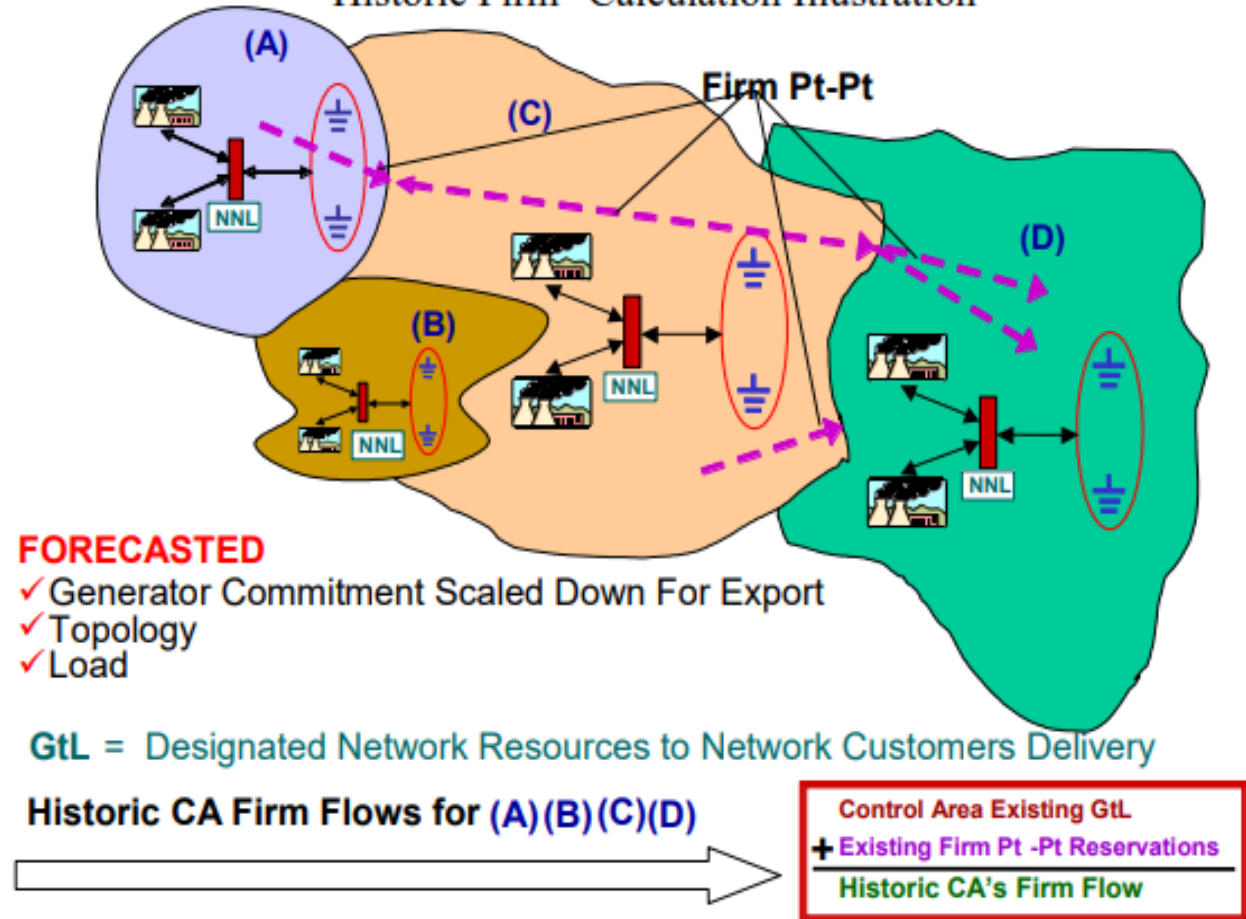
October 09, 2024

CMP members continue to meet on a regular basis working through Freeze Date data analysis.

Sep 19, 2024	Oct 23, 2024	Nov 21, 2024
Last CMPWG meeting	Next CMP Council meeting	Next CMPWG meeting

- August 21 CMPC voted on CMP and MISO IMM FFE solutions for Freeze Date. Either Proposal needed unanimous decision to pass
- Both proposals failed

“Historic Firm” Calculation Illustration



- CMP Council directed working group to:
 - Review original guiding principles to Freeze Date solution
 - Reliability
 - Coordination
 - Equity
 - Efficiency
 - Consider Parallel Flow Visualization tool as a means to replace Freeze Date for FFE/FFL

CMPC requested the CMPWG to review principles and the usage of PFV as an alternative to Freeze Date.

CMPC understands the urgency of the Freeze Date solution.

- PFV is an Eastern Interconnect agreed solution that improves the wide area view of RCs and equips them to assign relief obligations during periods of congestion that are more representative of those contributing to congestion.
- Uses Generation to Load (GTL) Flow Concept for all BAs, replacing the previous used Network and Native Load (NNL) Flow relief obligation and Market Flow construct
- GTL Priorities – GTL incorporates new methods to establish transmission priority of a generator. (established under v3.3 of the NAESB WEQ-008 TLR standard)
- **Specifically looking to leverage the Generator Prioritization Method and associated Generator Prioritization Schedules (GPS) to establish Firm Market Flow entitlements for use in M2M settlements vs the Freeze Date method.**
- The GPS data submission to the IDC is required of the RTO/ISO (i.e. all the market entities have designated this methodology under the NAESB standard)

The IDC PFV engine already calculates real time firm and non-firm right values based on the GPS method for market entities.

Aligns entities with Industry Standard NAESB WEQ-008 version 3.3

Reduces complexity of processes by utilizing real time data.

Other Areas of Focus in CMPWG

Firm Flow Limit Update

Considering PFV for FFL

Energy Storage Resource Considerations in Market Flow Calculation

FERC Order 881 Impacts to Flowgate Allocation

Review Current Transmission Upgrade Study Process

Market-to-Market Metrics based on Joint Operating Agreements

M2M Coordination with MISO

- **PJM-MISO JOA Attachment 2** – Congestion Management Process
- **PJM-MISO JOA Attachment 3** – M2M Coordination
- **PJM-NYISO JOA Schedule D** – M2M Coordination & PAR Coordination

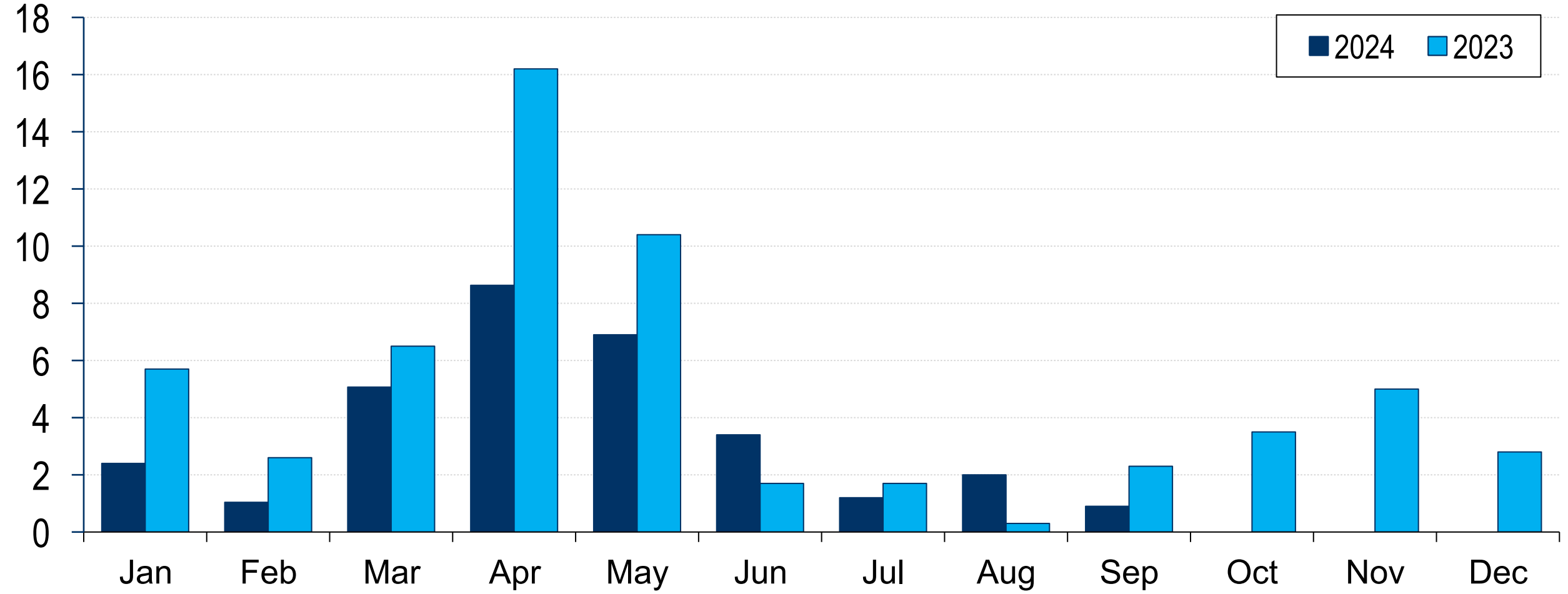


YTD MISO M2M Settlement

Positive Value = PJM Payment to MISO

Negative Value = MISO Payment to PJM

\$ Millions



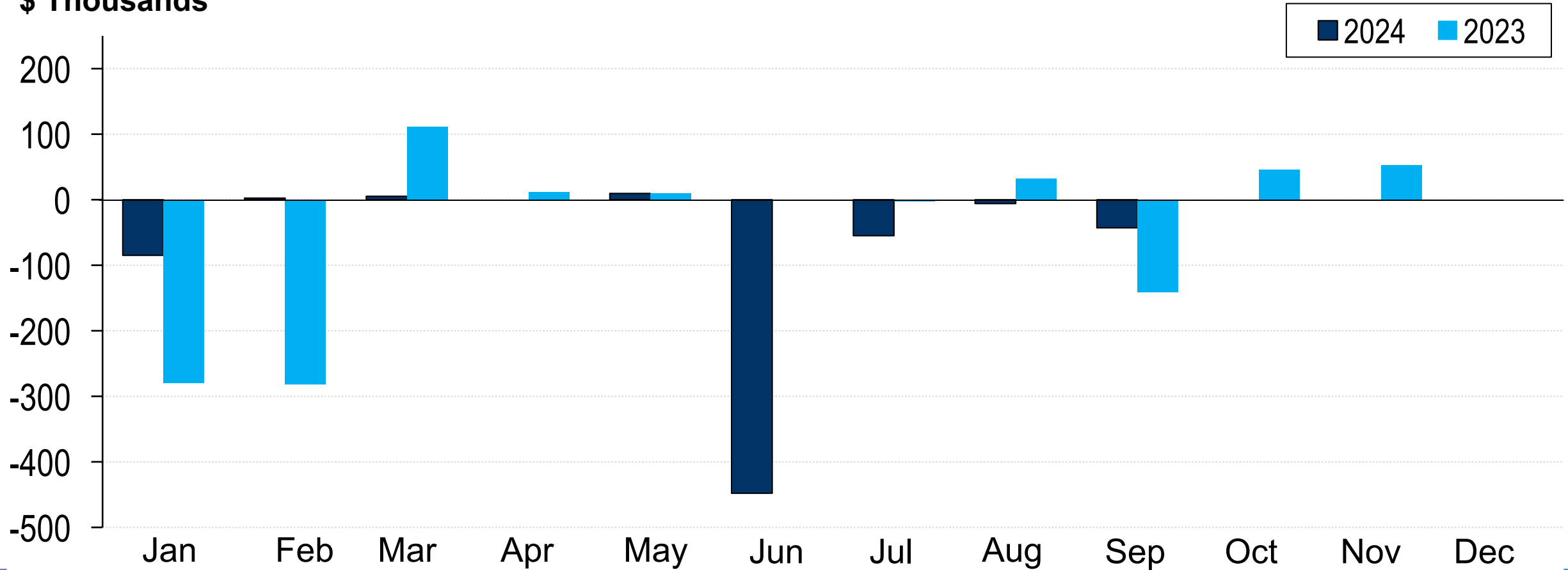


YTD NYISO PAR Coordination Settlement

Positive Value = PJM Payment to NYISO

Negative Value = NYISO Payment to PJM

\$ Thousands



JOA activities with southern neighbors continue to perform well.

Sumer Recap / Winter Readiness meetings being scheduled for Fall



Feb. 23, 2024 – Most recent Joint and Common Market meeting was held.



Sept. 13, 2024 – Next joint stakeholder meeting will be hosted by PJM via WebEx. Registration open on PJM.com meeting calendar



Meeting materials are posted approximately one week in advance on the **PJM Meeting Center: [PJM – PJM/MISO Joint & Common Market Initiative](#)**.

Facilitator:
Foluso Afelumo,
Foluso.Afelumo@pjm.com

Secretary:
Stefan Starkov,
Stefan.Starkov@pjm.com

SME/Presenter:
Mike Handlin,
Michael.Handlin@pjm.com

Interregional Coordination Update



Member Hotline

(610) 666 – 8980

(866) 400 – 8980

custsvc@pjm.com