



PJM Roadmap for eDART

As of February 17, 2017



eDART (electronic Dispatcher Application and Reporting Tool) is a suite of electronic applications used to facilitate dispatcher-to-dispatcher communications, along with other engineering communication and coordination functions.

[eDART Product Page](#)

[eDART Training Presentations](#)

[eDART User Group](#)

[eDART XML User Group](#)

PJM
Production

- Feedback
- My eDART
- Upload
- Download
- Hydro Calculator
- Gen. Tickets
- Trans. Tickets
- Black Start
- Instantaneous Reserve Check
- Minimum Gen. Report
- PJM Status Report
- NERC Data
- Facility Data
- Online Help
- Logout

Used to schedule the output of Susquehanna River Hydroelectric Assets

Used to capture unit data and determine critical load in system restoration plans.

Used to verify generation will not over-exceed light load margins.

Used to record and schedule:
-Generator MW Outages
-Voltage Regulator Outages
-Governor Outages
-D-Curve Adjustments
-Reactive Tests
Reactive Test Results Tickets

(IRC)
Used to verify if enough reserve MW available.

- PJM
Production
- Feedback
 - My eDART
 - Upload
 - Download
 - Trans. Tickets
 - Network Model
 - Black Start
 - Telemetry Coordination
 - TERM
 - Reactive Reserve
 - Instantaneous Reserve Check
 - Minimum Gen. Report
 - PJM Status Report
 - NERC Data
 - Restoration Data
 - Facility Data
 - Online Help
 - Logout

Used to record and schedule non-generator transmission facility outages.

Used by companies to submit changes to the transmission grid.

Used to coordinate the update of system restoration plans.

Used to view updates made to Object IDs.

Used to record and schedule line, transformer, phase shifters, series and flow devices temperature apparent power ratings.

Used to practice and coordinate restoration of service in PJM area after a blackout.

Used to update facility clearing times data used in dynamic studies.

- PJM
Production
- Feedback
 - My eDART
 - Upload
 - Download
 - Trans. Tickets
 - Network Model
 - Black Start
 - Telemetry Coordination
 - TERM
 - Reactive Reserve
 - Instantaneous Reserve Check
 - Minimum Gen. Report
 - PJM Status Report
 - NERC Data
 - Restoration Data
 - Facility Data
 - Online Help
 - Logout

Used to record and coordinate
-Reactive Reserve Check (RRC)
-D-Curve Review (on Gen. Tickets menu for Gen users)

Used to manage PSSE mapping information for the purpose of sending and receiving info to/ from NERC SDX

Current Status Report

15 minute snapshot of current status

Peak Status Report

Forecast of system condition for the peak of the day

Supplemental Status Report (SSR)

72 hour forecast of system condition; typically for extreme hot/cold weather conditions

Gen Checkout



Used to compare and highlight discrepancies between Market Gateway bids and Available Capacity. Brings Markets and Operations together in real-time



2016 Roadmap (Ongoing Feedback)



Legend


-  Start Date
-  End Date

RRC Rewrite Phase 1:

- Self Check data made available on February 2.
- Send feedback to RRCHelp@pjm.com.

Reactive Test Results Tickets:

- Replacement of current MS Excel and email method of communicating reactive test data and analysis results.
- Send feedback to ReactiveTesting@pjm.com
- Current method to be retired **June 1, 2017**.



Reactive Test Results Tickets – XML

- Web UI changes implemented December 14.
- January 30 user group meeting to review implementation options.
- Due to limited feedback, XML implementation deferred.

Periodic Surveys

- OC and MRC approved the requirement for Periodic Surveys.
- New GO Survey type issued on a monthly or more frequent basic.
- Impacted GOs will be notified as needed.

- Current timeline for JAVA Browserless Interface Migration
 - Q2 2017
 - Command Line Interface (CLI) design.
 - Stakeholders presentations and feedback.
 - Q3 2017
 - Available in Sandbox for testing, training and feedback.
 - Q4 2017
 - Parallel Production.
 - Shutdown of JAVA browserless interface; CLI is official browserless interface.

- Current timeline for Web UI refresh
 - Q2 2017
 - User Experience Analysis and Design
 - Requirements gathering
 - User accounts mapping to Account Manager
 - Q3 2017
 - Work planning (overall project schedule & web UI page sequencing)
 - Q4 – Ongoing
 - Web UI refresh
 - Progress review

| Event | Timing (approximate) |
|---|-----------------------------|
| Gen Users Feedback Meeting | January 30 |
| User Group Meetings | March 02 |
| XML/Browserless Documentation Available | Week of February 27 |
| Sandbox Release – XML/Browserless | Week of February 27 |
| Sandbox Release - UI | Week of March 13 |
| Coordinated Testing | March 17 |
| Production Release | March 29 |