



# Data Viewer and Voting Roadmap

As of October 26, 2016

[Data Viewer](#) allows users to view operational and market data graphically

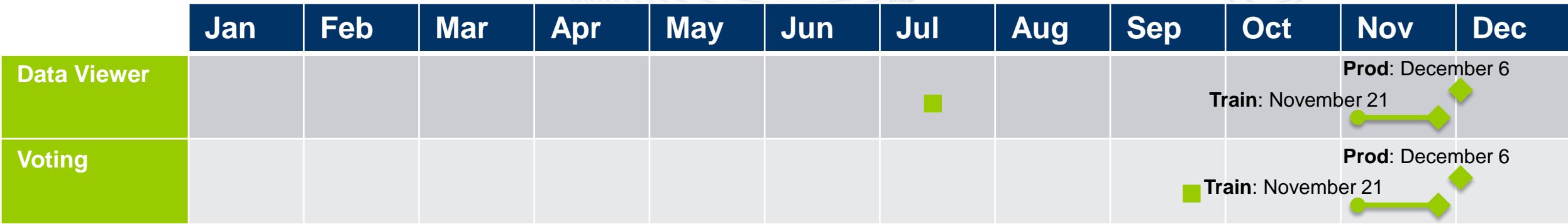
## Key Product Features

- Display real-time LMPs, IT SCED forecasted LMPs, Dispatch Rate, etc.
- Customizable data plots and graphs



[Voting](#) allows users to view operational and market data graphically

## Key Product Features

- Facilitates voting at the Markets and Reliability Committee and Members Committee meetings
- Vote tallying and reporting, the tool also allows both on-site and remote meeting attendees to cast votes for agenda items presented to the membership for voting.



**Legend**

-  Start Date
-  End Date

## - Data Viewer

- Rotational advertising space
- Rename Day-ahead Scheduling Reserve to Operating Reserves
- Removal of IRC sub tab  
located under Ancillary Services MCP tab

Impact	Outage
User Interface	15 min

## - Voting

- Remove committee from meeting maintenance
- Cascading terminations
- Attendance page updates

Impact	Outage
User Interface	15 min